

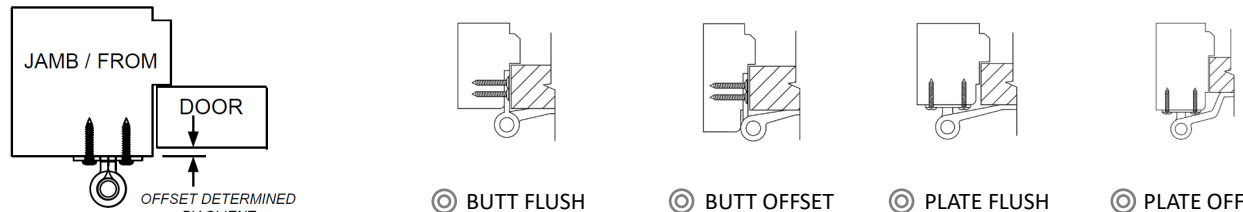
# Strap Hinge Specifications

Select appropriate specifications to help determine the most accurate hardware needed for your specific project. Complete one form per door. Shop drawings encouraged.

CONTACT	
SUBMITTED BY:	DATE:
COMPANY NAME:	PROJECT NAME:
PHONE #:	EMAIL:

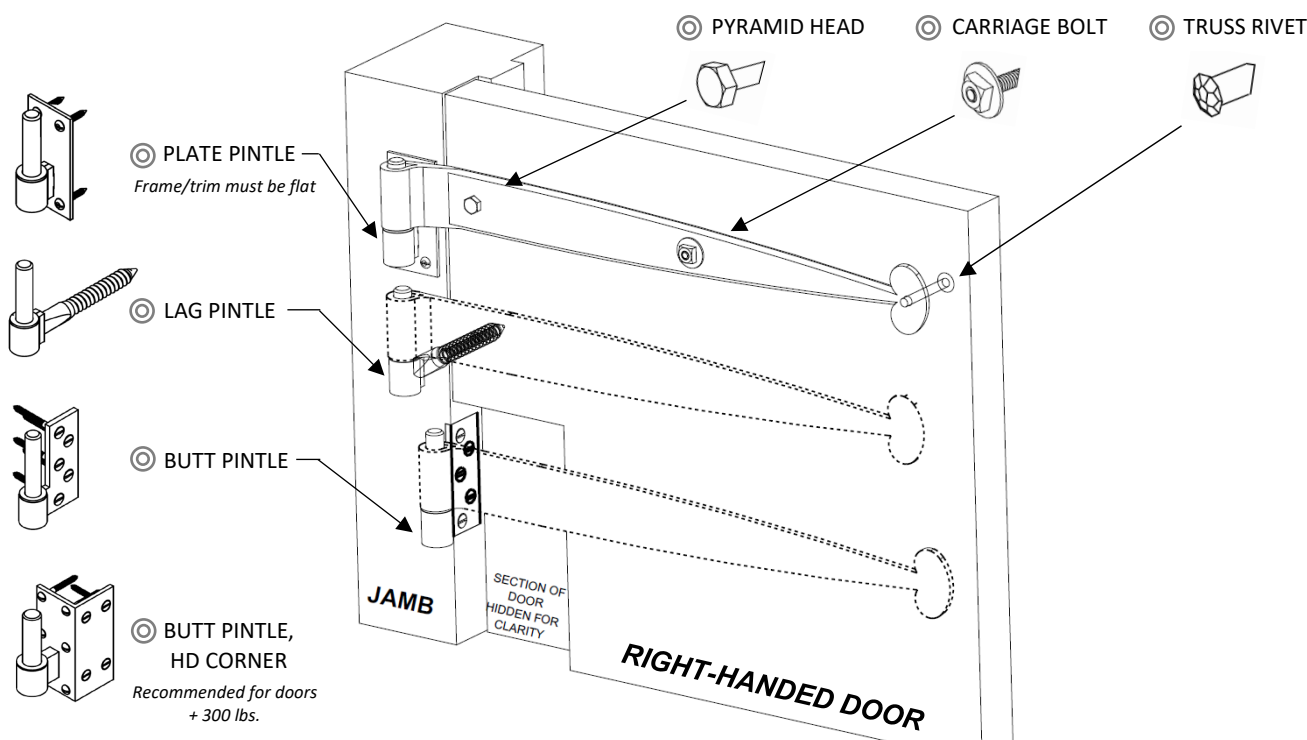
DOOR SPECIFICATIONS	
DOOR LOCATION:	DOOR MATERIAL:
DOOR #:	DOOR WIDTH:
DOOR WEIGHT:	DOOR THICKNESS:

**OFFSET DETAIL (select one):** \*\*Illustrations shown with right-hand jamb



BUTT FLUSH     
  BUTT OFFSET     
  PLATE FLUSH     
  PLATE OFFSET

**PINTLE & FASTENER TYPE (select one of each):**



PYRAMID HEAD     
  CARRIAGE BOLT     
  TRUSS RIVET

PLATE PINTLE  
*Frame/trim must be flat*

LAG PINTLE

BUTT PINTLE

BUTT PINTLE, HD CORNER  
*Recommended for doors + 300 lbs.*

JAMB      SECTION OF DOOR HIDDEN FOR CLARITY      RIGHT-HANDED DOOR

**DOOR HANDING (select one):**



LEFT-HANDED



RIGHT-HANDED

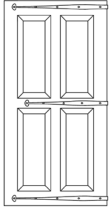


LEFT-HANDED REVERSE

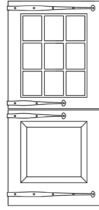


RIGHT-HANDED REVERSE

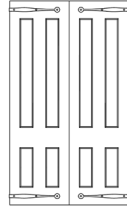
**DOOR TYPE (select one):**




SINGLE



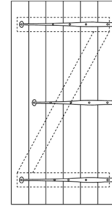
DUTCH



FRENCH



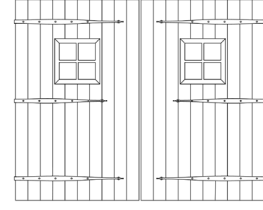
POCKET



Z-BRACE



GATE



CARRIAGE

OTHER

**FINISH REFERENCE**

**BRASS**

- DABS: Dark Antiqued Brass
- LABS: Light Antiqued Brass
- PUBS: Polished Unlacquered Brass
- PLBS: Polished Lacquered Brass
- BRBS: Brushed Brass
- BZBS: Bronzed Brass

**IRON**

- BLIR: Satin Black Exterior Iron
- DWIR: Dark Wax Iron
- NAIR: Natural Iron
- RUIR: Rustic Iron
- BLAQ: Black Lacquer

**NICKEL**

- PONI: Polished Nickel
- BRNI: Brushed Nickel
- AQNI: Antiqued Nickel

*\*\*Refer to product cut sheets and installation drawings for specific HMW Forge hardware details and dimensions.*

**HARDWARE SPECIFICATIONS**

ITEM #	ITEM NAME	FINISH	QTY	COST/PIECE